线槽 I 智能照明灯 I 冷压端子 I 端子台 I 导轨 I 管件接头 I 地零排 I 绝缘母线夹 I 拖链 I 结束带
编织网管 I 热縮管 I Pu气管 I 扣件保护 I 标识类 I 航空插头 I 重载连接器 I 工具系列 I 风机系列

Wenbuluo

江苏稳不落配线器材有限公司

Wenbuluo Electrical Co.,Ltd

0512-36602880

www.wenbuluo.com www.wenbuluo.cn

江苏省苏州市昆山市开发区熊庄路25号

端子台系列

世界级安全配电器材全品类引领者

Wenbuluo

2025 V.9.0

200+权威认证筑就品质长城

ISO9001质量管理体系 I 高新技术认证 I CE/UL/ROHS国际认证矩阵

C-01 欧式螺钉接线端子

WUK系列

1.5mm²



2.5mm²



主要参数	WUK1.5N		WUK2.5B	
技术参数 Technical data	IEC	UL	IEC	UL
额定电流（A）Rated current	17.5	15	32	20
额定电压（V）Rated voltage	500	300	690	600
额定截面积 Rated cross-section	1.5	AWG30-14	2.5	AWG30-12
额定冲击电压(KV)/污染等级/过压等级/材料级别 Rated impulse withstand voltage/pollution severity	6/3/III/ I	6/3/III/ I	8/3/III/ I	8/3/III/ I
绝缘材料/阻燃等级根据标准UL94认证 Insulating material/ul94flammability rating ofinsulation material	PA66	PA66	PA66	PA66
剥线长度(mm)Wire striping length	8		8	
订购数据 Ordering data	型号	标准包装数	型号	标准包装数
	WUK1.5N	100	WUK2.5B	100
	WUK1.5N蓝色	100	WUK2.5B蓝色	100
附件				
挡板 End-and intermediate	D-WUK2.5B	100	D-WUK2.5B	100
中心连接件 (FB)Jumper	FBI10-4	100	FBI10-6/FBI10-6N	50
边插连接件(EB) Plug-in bridge	–		EB2-6	100
	–		EB3-6	100
	–		EB10-6	50
标记条 Zack marker strip 横	ZB4 横	100	ZB6 横	100
竖	ZB4 竖	100	ZB6 竖	100
	ZB4 空白	100	ZB6空白	100
固定件 End clamp	E/UK	100	E/UK	100
分组隔片 Partition plate	ATP-WUK		ATP-WUK	
小隔片 Separating plate	TS-KK3		TS-KK3	
导轨 Rail：L1.2-7.5				
基础参数				
尺寸图 Size chart	42.5 / 41.5 / 4.2		42.5 / 41.5 / 6.2	
多种颜色可选 Customized color	常规 定制		常规 定制	

C-01 欧式螺钉接线端子

WUK系列

2.5mm²



4mm²

主要参数	WUK3N		WUK5N	
技术参数 Technical data	IEC	UL	IEC	UL
额定电流（A）Rated current	32	20	41	30
额定电压（V）Rated voltage	800	600	800	600
额定截面积 Rated cross-section	2.5	AWG28-12	4	AWG28-10
额定冲击电压(KV)/污染等级/过压等级/材料级别 Rated impulse withstand voltage/pollution severity	8/3/III/ I	8/3/III/ I	8/3/III/ I	8/3/III/ I
绝缘材料/阻燃等级根据标准UL94认证 Insulating material/ul94flammability rating ofinsulation material	PA66	PA66	PA66	PA66
剥线长度(mm)Wire striping length	8		8	
订购数据 Ordering data	型号	标准包装数	型号	标准包装数
	WUK3N	100	WUK5N	100
	WUK3N蓝色	100	WUK5N蓝色	100
附件				
挡板 End-and intermediate	D-WUK4/10	100	D-WUK4/10	100
中心连接件 (FB)Jumper	FBI10-5	50	FBI10-6	50
边插连接件(EB) Plug-in bridge	EB2-5	100	EB2-6	100
	EB3-5	100	EB3-6	100
	EB10-5	100	EB10-6	50
标记条 Zack marker strip 横	ZB5 横	100	ZB6 横	100
竖	ZB5 竖	100	ZB6 竖	100
	ZB5 空白	100	ZB6 空白	100
固定件 End clamp	E/UK	100	E/UK	100
分组隔片 Partition plate	ATP-WUK		ATP-WUK	
小隔片 Separating plate	TS-K		TS-K	
导轨 Rail：L1.2-7.5				
基础参数				
尺寸图 Size chart	42.5 / 46 / 5.2		42.5 / 46 / 5.2	
多种颜色可选 Customized color	常规 定制		常规 定制	

C-01 欧式螺钉接线端子

6mm²



10mm²

16mm²

	WUK6N	WUK10N	WUK16N
	IEC / UL	IEC / UL	IEC / UL
	57 / 45	76 / 63	101 / 85
	800 / 600	800 / 600	800 / 600
	6 / AWG26–8	10 / AWG24–6	16 / AWG22–4
	8/3/III/ I / 8/3/III/ I	8/3/III/ I / 8/3/III/ I	8/3/III/ I / 8/3/III/ I
	PA66 / PA66	PA66 / PA66	PA66 / PA66
	10	10	11
型号	标准包装数	型号	标准包装数	型号	标准包装数
WUK6N ●	50	WUK10N ●	50	WUK16N ●	50
WUK6N蓝色 ●	50	WUK10N蓝色 ●	50	WUK16N蓝色 ●	50
D–WUK4/10 ●	100	D–WUK4/10 ●	100	D–WUK4/10 ●	100
FBI10–8	50	FBI10–10	20	FBI10–12	50
EB2–8	50	EB2–10	50	–	
EB3–8	100	EB3–10	50	–	
EB10–8	50	EB10–10	50	–	
ZB8 横	100	ZB10 横	100	ZB10 横	100
ZB8 竖	100	ZB10 竖	100	ZB10 竖	100
ZB8 空白	100	ZB10 空白	100	ZB10 空白	100
E/UK	100	E/UK	100	E/UK	100
ATP–WUK		ATP–WUK		ATP–WUK	
TS–K		TS–K		TS–K	





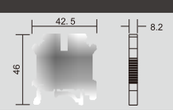

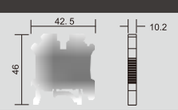

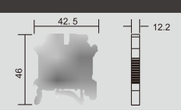

● 常规
● 定制

C-01 欧式螺钉接线端子

WUK系列

螺钉接线端子

16mm²



35mm²

主要参数	WUK16G	WUK35
技术参数 Technical data	IEC / UL	IEC / UL
额定电流（A）Rated current	101 / 85	125 / 100
额定电压（V）Rated voltage	800 / 600	1000 / 1000
额定截面积 Rated cross–section	16 / AWG22–4	35 / AWG8–2
额定冲击电压(KV)/污染等级/过压等级/材料级别 Rated impulse withstand voltage/pollution severity	8/3/III/ I / 8/3/III/ I	8/3/III/ I / 8/3/III/ I
绝缘材料/阻燃等级根据标准UL94认证 Insulating material/ul94flammability rating ofinsulation material	PA66 / PA66	PA66 / PA66
剥线长度(mm)Wire striping length	11	16
订购数据 Ordering data	型号 / 标准包装数	型号 / 标准包装数
	WUK16G ● / 50	WUK35 ● / 20
	WUK16G蓝色 ● / 50	WUK35蓝色 ● / 20
附件		
挡板 End–and intermediate	D–WUK4/10 ● / 100	侧面封闭无需挡板
中心连接件 (FB)Jumper	FBI10–12 / 50	FBI10–15 / 20
边插连接件(EB) Plug–in bridge 	– /	– /
	– /	– /
	– /	– /
标记条 Zack marker strip 横 竖	ZB10 横 / 100	ZB10 横 / 100
	ZB10 竖 / 100	ZB10 竖 / 100
	ZB10 空白 / 100	ZB10 空白 / 100
固定件 End clamp	E/UK / 100	E/AL-NS35
分组隔片 Partition plate	ATP–WUK	–
小隔片 Separating plate	TS–K	TS–KK3
导轨 Rail：L1.2–7.5		
基础参数		
尺寸图 Size chart	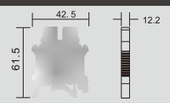	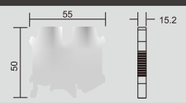
多种颜色可选 Customized color	● 常规 ● 定制	● 常规 ● 定制

C-01 欧式螺钉接线端子

35mm²

50mm²



95mm²

WUK系列

主要参数	WUK35G		WUKH50		WUKH95	
技术参数 Technical data	IEC	UL	IEC	UL	IEC	UL
额定电流（A）Rated current	125	100	150	–	232	–
额定电压（V）Rated voltage	1000	1000	1000	600	1000	600
额定截面积 Rated cross–section	35	AWG8–2	50	AWG6	95	AWG2–4
额定冲击电压(KV)/污染等级/过压等级/材料级别 Rated impulse withstand voltage/pollution severity	8/3/III/ I	8/3/III/ I	8/3/III/ I	8/3/III/ I	8/3/III/ I	8/3/III/ I
绝缘材料/阻燃等级根据标准UL94认证 Insulating material/ul94flammability rating ofinsulation material	PA66	PA66	PA66	PA66	PA66	PA66
剥线长度(mm)Wire striping length	16		24		33	
订购数据 Ordering data	型号	标准包装数	型号	标准包装数	型号	标准包装数
	WUK35G ●	20	WUKH50 ●	10	WUKH95 ●	10
	WUK35G蓝色 ●	20				
附件						
挡板 End–and intermediate	侧面封闭无需挡板		侧面封闭无需挡板		侧面封闭无需挡板	
中心连接件 (FB)Jumper	FBI10–15	20	–		–	
边插连接件(EB) Plug–in bridge	–		–		–	
	–		–		–	
	–		–		–	
标记条 Zack marker strip 横 竖	ZB10 横	100	ZB10 横	100	ZB10 横	100
	ZB10 竖	100	ZB10 竖	100	ZB10 竖	100
	ZB10 空白	100	ZB10 空白	100	ZB10 空白	100
固定件 End clamp	E/AL-NS35		E/AL-NS35		E/AL-NS35	
分组隔片 Partition plate	–		–		–	
小隔片 Separating plate	TS–KK3		–		–	
导轨 Rail：L1.2–7.5						
基础参数						
尺寸图 Size chart	50 / 15.2 / 69.5		70.5 / 20 / 76.5		83 / 25 / 91.2	
多种颜色可选 Customized color	● 常规		● 常规		● 常规	

C-01 欧式螺钉接线端子

150mm²

2.5mm²

主要参数	WUKH150		WUKK3	
技术参数 Technical data	IEC	UL	IEC	UL
额定电流（A）Rated current	309	285	24	20
额定电压（V）Rated voltage	1000	600	500	300
额定截面积 Rated cross–section	150	AWG2–3	2.5	AWG28–12
额定冲击电压(KV)/污染等级/过压等级/材料级别 Rated impulse withstand voltage/pollution severity	8/3/III/ I	8/3/III/ I	8/3/III/ I	8/3/III/ I
绝缘材料/阻燃等级根据标准UL94认证 Insulating material/ul94flammability rating ofinsulation material	PA66	PA66	PA66	PA66
剥线长度(mm)Wire striping length	40		8	
订购数据 Ordering data	型号	标准包装数	型号	标准包装数
	WUKH150 ●	10	WUKK3 ●	50
附件				
挡板 End–and intermediate	侧面封闭无需挡板		D–WUKK3/5	100
中心连接件 (FB)Jumper	–		FBI10–5	50
边插连接件(EB) Plug–in bridge	–		EB2–5	100
	–		EB3–5	100
	–		EB10–5	100
标记条 Zack marker strip 横 竖	ZB10 横	100	ZB5 横	100
	ZB10 竖	100	ZB5 竖	100
	ZB10 空白	100	ZB5 空白	100
固定件 End clamp	E/AL-NS35		E/UK	100
分组隔片 Partition plate	–		–	
小隔片 Separating plate	–		TS–KK3	
导轨 Rail：L1.2–7.5				
基础参数				
尺寸图 Size chart	100 / 31 / 112		56 / 5.2 / 62	
多种颜色可选 Customized color	● 常规		● 常规	

C-01 欧式螺钉接线端子

	WUKK5	WUKKB5	WUKK3PV
	4mm²	4mm²	上下联通 2.5mm²
			
IEC	32	32	32
UL	30	30	20
	500	500	500
	300	300	300
IEC	4	4	2.5
UL	AWG26–10	AWG26–10	AWG28–12
IEC	8/3/III/ I	8/3/III/ I	8/3/III/ I
UL	8/3/III/ I	8/3/III/ I	8/3/III/ I
IEC	PA66	PA66	PA66
UL	PA66	PA66	PA66
	8	8	8
型号	WUKK5	WUKKB5	WUKK3PV
标准包装数	50	50	50
	D–WUKK3/5	D–WUKKB3/5	D–WUKK3/5
	100	50	100
	FBI10–6	FBI10–6	FBI10–5
	50	50	50
	EB2–6	EB2–6	EB2–5
	100	100	100
	EB3–6	EB3–6	EB3–5
	100	100	100
	EB10–6	EB10–6	EB10–5
	50	50	100
	ZB6 横	ZB6 横	ZB5 横
	100	100	100
	ZB6 竖	ZB6 竖	ZB5 竖
	100	100	100
	ZB6 空白	ZB6 空白	ZB5 空白
	100	100	100
	E/UK	E/UK	E/UK
	100	100	100
	–	–	–
	TS–KK3	TS–KK3	TS–KK3
	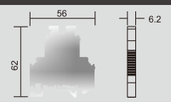		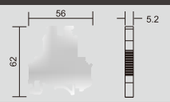
	● 常规	● 常规	● 常规

C-01 欧式螺钉接线端子

WUK系列

	WMBKKB2.5	WDIK1.5
	2.5mm²	三层传感器端子 2.5mm²
		
主要参数		
技术参数 Technical data	IEC	IEC
	UL	UL
额定电流（A）Rated current	24	26
	20	15
额定电压（V）Rated voltage	500	250
	300	300
额定截面积 Rated cross–section	2.5	2.5
	AWG28–12	AWG28–12
额定冲击电压(KV)/污染等级/过压等级/材料级别 Rated impulse withstand voltage/pollution severity	8/3/III/ I	8/3/III/ I
	8/3/III/ I	8/3/III/ I
绝缘材料/阻燃等级根据标准UL94认证 Insulating material/ul94flammability rating ofinsulation material	PA66	PA66
	PA66	PA66
剥线长度(mm)Wire striping length	8	8
订购数据 Ordering data	型号	型号
	标准包装数	标准包装数
	WMBKKB2.5	WDIK1.5
	50	50
附件		
挡板 End–and intermediate	D–WMBKKB2.5	侧面封闭无需挡板
	100	
中心连接件 (FB)Jumper	FBI10–5M	FBI10–6
	50	50
边插连接件(EB) Plug–in bridge	EB2–5	EB80–DIK–BU
	100	20
	EB3–5	EB80–DIK–RD
	100	20
	EB10–5	
	100	
标记条 Zack marker strip 横	ZB5 横	ZB6 横
	100	100
竖	ZB5 竖	ZB6 竖
	100	100
	ZB5 空白	ZB6 空白
	100	100
固定件 End clamp	E/UK	E/UK
	100	100
分组隔片 Partition plate	–	–
小隔片 Separating plate	TS–KK3	–
导轨 Rail：L1.2–7.5		
基础参数		
尺寸图 Size chart		
多种颜色可选 Customized color	● 常规	● 常规

C-01 欧式螺钉接线端子

2.5mm²



WDIKD1.5	
IEC	UL
24	15
250	300
2.5	AWG28–12
8/3/III/ I	8/3/III/ I
PA66	PA66
8	

型号	标准包装数
WDIKD1.5 ●	50
侧面封闭无需挡板	
FBI10–6	50
EB80–DIK–BU	20
EB80–DIK–RD	20
ZB6 横	100
ZB6 竖	20
ZB6 空白	20
E/UK	100
–	
–	

● 常规

2.5mm²



WMBKKB2.5PV	
IEC	UL
24	20
500	300
2.5	AWG30–12
8/3/III/ I	8/3/III/ I
PA66	PA66
8	

型号	标准包装数
WMBKKB2.5PV ●	50
D–WMBKKB2.5	50
FBI10–5M	50
EB2–5	100
EB3–5	100
EB10–5	100
ZB5 横	100
ZB5 竖	100
ZB5 空白	100
E/UK	100
–	
TS–KK3	

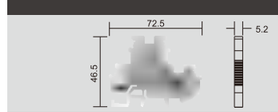

● 常规

4mm²



WUDK4	
IEC	UL
32	30
690	600
4	AWG30–10
8/3/III/ I	8/3/III/ I
PA66	PA66
8	

型号	标准包装数
WUDK4 ●	50
D–WUDK4	100
FBI10–6	50
EB2–6	100
EB3–6	100
EB10–6	50
ZB6 横	100
ZB6 竖	100
ZB6 空白	100
E/UK	100
–	
TS–KK3	

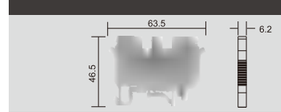

● 常规

C-01 欧式螺钉接线端子

4mm²



WMBK5/E–Z	
IEC	UL
41	30
500	150
4	AWG26–10
8/3/III/ I	8/3/III/ I
PA66	PA66

型号	标准包装数
WMBK5/E–Z ●	100
D–WMBK3/5 ●	100
FBI10–6	50
EB2–6	100
EB3–6	100
EB10–6	50
ZB6 横	100
ZB6 竖	100
ZB6 空白	100
E/UK	100
–	
TS–KK3	

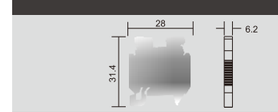

● 常规

4mm²

WUK5–TWIN	
IEC	UL
32	30
500	150
4	AWG30–10
8/3/III/ I	8/3/III/ I
PA66	PA66

型号	标准包装数
WUK5–TWIN ●	100
D–WUK5–TWIN ●	100
FBI10–6	50
EB2–6	100
EB3–6	100
EB10–6	50
ZB6 横	100
ZB6 竖	100
ZB6 空白	100
E/UK	100
–	
TS–KK3	

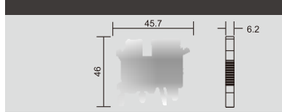

● 常规

2.5mm²



HUK5–MTK–P/P	
IEC	UL
16	15
800	600
0.2–4	AWG22–12
8/3/III/ I	8/3/III/ I
PA66	PA66

型号	标准包装数
WHUK5–MTK–P/P ●	50
侧面封闭无需挡板	
EB2–6	100
EB3–6	100
EB10–6	50
ZB6 横	100
ZB6 竖	100
ZB6 空白	100
E/UK	100
–	
–	

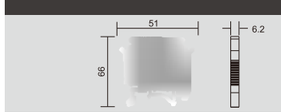

● 常规

C-01 欧式螺钉接线端子

6mm²

4mm²

10mm²

WURTK/S		WUK5-HESI		WUK10-HESI	
IEC	UL	IEC	UL	IEC	UL
57	50	保险丝决定	–	保险丝决定	–
400	300	500	300	800	600
6	AWG26–8	4	AWG30–14	10	AWG20–6
8/3/III/ I	8/3/III/ I	6/3/III/ I	6/3/III/ I	6/3/III/ I	6/3/III/ I
PA66	PA66	PA66	PA66	PA66	PA66
型号	标准包装数	型号	标准包装数	型号	标准包装数
WURTK/S ●	50	WUK5-HESI ●	50	WUK10-HESI ●	35
D–WURTK/S ●	100	侧面封闭无需挡板		侧面封闭无需挡板	
FBI10–RTK/S	100	–		–	
–		EB10–8L(头尖型)	100	–	
–		EB2–8L(头尖型)	100	–	
–		EB3–8L(头尖型)	100	–	
ZB8 横	100	ZB8 横	100	ZB10 横	100
ZB8 竖	100	ZB8 竖	100	ZB10 竖	100
ZB8 空白	100	ZB8 空白	100	ZB10 空白	100
E/UK	100	E/UK	100	E/UK	100
–		–		–	
–		–		–	
		保险丝 RO54 5*20、RO55 5*25 电流(A):1、2、3、4、5、6、8、10、13、15、16、20		配保险丝RO55 RO54 5*20、RO55 5*25 电流(A):1、2、3、4、5、6、8、10、13、15、16、20	
				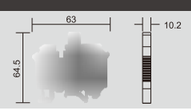	
● 常规		● 常规 ● 定制		● 常规 ● 定制	

C-02 黄绿接地端子

WUSLKG2.5

41 × 43.5
100pcs/box 厚度 thickness:6.2

M3 | "...6" | 7mm
刚性导线solid wire（mm²）0.2–4 | 柔性导线standed wire 0.2–2.5
IEC 60947–7–1 | ⊔型、⊔型
电流current:34A

WUSLKG3

42 × 42.5
100pcs/box 厚度 thickness:5.2

M3 | "...6" | 8mm
刚性导线solid wire（mm²）0.2–4 | 柔性导线standed wire 0.2–2.5
IEC 60947–7–1 | ⊔型、⊔型
电流current:34A

WUSLKG5



47 × 42.5
100pcs/box 厚度 thickness:6.2

M3 | "...6" | 8mm
刚性导线solid wire（mm²）0.2–4 | 柔性导线standed wire 0.2–2.5
IEC 60947–7–1 | ⊔型、⊔型
电流current:34A

WUSLKG6

47 × 42.5
50pcs/box 厚度 thickness:8.2

M4 | "...6" | 10mm
刚性导线solid wire（mm²）0.2–10 | 柔性导线standed wire 0.2–6
IEC 60947–7–1 | ⊔型、⊔型
电流current:37A

WUSLKG10

47 × 42.5
100pcs/box 厚度 thickness:10.2

M4 | "...8" | 10mm
刚性导线solid wire（mm²）0.5–16 | 导性导线standed wire 0.5–10
IEC 60947–7–1 | ⊔型、⊔型
电流current:61A

WUSLKG16



54 × 42.5
100pcs/box 厚度 thickness:12.2

M4 | "...10" | 11mm
刚性导线solid wire（mm²）2.5–25 | 柔性导线standed wire 4–16
IEC 60947–7–1 | ⊔型、⊔型
电流current:101A

WUSLKG35



62 × 50
20pcs/box 厚度 thickness:15.2

M6 | "...10" | 15mm
刚性导线solid wire（mm²）0.75–50 | 柔性导线standed wire 0.75–35
IEC 60947–7–1 | ⊔型、⊔型
电流current:125A

WUSLKG50

83.5 × 71
10pcs/box 厚度 thickness:20

M6 | "...14" | 24mm
刚性导线solid wire（mm²）16–50 | 柔性导线standed wire 25–50
IEC 60947–7–1 | ⊔型、⊔型
电流current:150A

WUSLKG95



99 × 71
10pcs/box 厚度 thickness:25

M8 | "...22" | 80mm
刚性导线solid wire（mm²）25–95 | 柔性导线standed wire 35–95
IEC 60947–7–1 | ⊔型、⊔型
电流current:232A

C-03 WUK系列附件

附件	型号	
标记条	ZB4	
	ZB5	
	ZB6	
	ZB8	
	ZB10	
中心连接条	FBI10-4 FBI10-5 FBI10-6N	
	FBI10-6 FBI10-8 FBI10-10 FBI10-12 FBI10-15	 备注：以此图为原型，各型号间距与厚度大小有所不同。
	FBI10-RTK/S	
边插式连接件	EB2-6 EB3-6 EB10-5 EB2-5 EB3-5 EB2-8 EB3-8 EB10-8	 备注：以此图为原型，各型号间距与厚度及位数大小有所不同。
分组隔片	ATP-WUK	
挡板		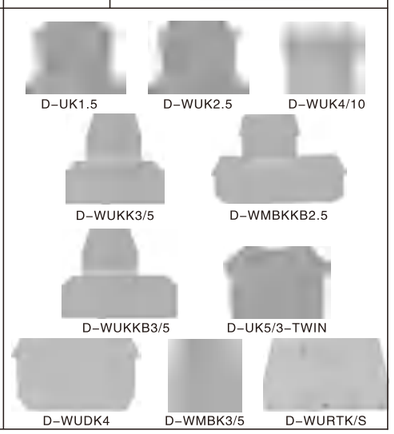 D-UK1.5 D-WUK2.5 D-WUK4/10 D-WUKK3/5 D-WMBKKB2.5 D-WUKKB3/5 D-UK5/3-TWIN D-WUDK4 D-WMBK3/5 D-WURTK/S

附件	型号	
固定件	E/UK	长：43mm 厚：9.6mm 高：35mm
	E-WD	长：45mm 厚：10mm 高：35mm
标记座	UBE/D	长：43mm 厚：15mm 高：47mm
	标记夹	书写面积：40×5mm 长：47mm 厚：10mm 高：37.5mm KLM-A 说明：用来对端子组进行标识 安装在终端固定件E/UK或终端卡定件。
	UK-B1 小标记	长：45mm 厚：10mm 高：42.5mm 书写面积：40×7mm 说明：用来对端子组进行标识 安装在⊏型或⊔型导轨上
切换片	TS-K2.5	 16.6*14.3*0.8mm
	TS-K	 22.5*22.5*1mm

直插式弹簧接线端子接线/拆线三步骤

C-04 直插式弹簧接线端子

WD6系列

趋势款





主要参数	WD6-1.5		WD6-1.5/3	
	1.5mm²		开发中 1.5mm²	
技术参数 Technical data	IEC	UL	IEC	UL
额定电流（A）Rated current	17.5	15	17.5	15
额定电压（V）Rated voltage	500	300	500	300
额定截面积 Rated cross-section	1.5	AWG26-14	1.5	AWG26-14
额定冲击电压(KV)/污染等级/过压等级/材料级别 Rated impulse withstand voltage/pollution severity	6/3/III/ I	6/3/III/ I	6/3/III/ I	6/3/III/ I
绝缘材料/阻燃等级根据标准UL94认证 Insulating material/ul94flammability rating ofinsulation material	PA66/V0	PA66/V0	PA66/V0	PA66/V0
剥线长度(mm)Wire striping length	8-10		8-10	
订购数据 Ordering data	型号	标准包装数	型号	标准包装数
	WD6-1.5	100	WD6-1.5/3	100
	WD6-1.5蓝色	100	WD6-1.5/3蓝色	100
	WD6-1.5橙色	100	WD6-1.5/3橙色	100
附件				
挡板 End-and intermediate	D-WD6-1.5	100	D-WD6-1.5/3	100
	D-WD6-1.5橙色	100		100
插拔式桥接件 Plug-in bridge	FBS2-3.5	50	FBS2-3.5	50
	FBS3-3.5	50	FBS3-3.5	50
	FBS5-3.5	50	FBS5-3. 5	50
	FBS10-3.5	50	FBS10-3.5	50
标记条 Zack marker strip 横 竖	ZB3 横	100	ZB3 横	100
	ZB3 竖	100	ZB3 竖	100
	ZB3 空白	100	ZB3 空白	100
固定件 End clamp	E/UK	100	E/UK	100
螺丝刀 Screwdriver	0.6*2.4		0.6*2.4	
导轨 Rail：L1.2-7.5				
基础参数				
尺寸图 Size chart	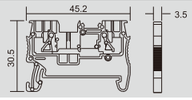		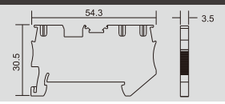	
多种颜色可选 Customized color	常规 定制 定制		常规 定制 定制	

C-04 直插式弹簧接线端子





	WD6-1.5/4		WD6-1.5/2/2		WD6-2.5	
	1.5mm²		1.5mm²		2.5mm²	
技术参数 Technical data	IEC	UL	IEC	UL	IEC	UL
额定电流（A）Rated current	17.5	15	16	15	24	20
额定电压（V）Rated voltage	500	300	500	300	800	600
额定截面积 Rated cross-section	1.5	AWG26-14	1.5	AWG26-14	0.3-2.5	AWG24-14
额定冲击电压(KV)/污染等级/过压等级/材料级别 Rated impulse withstand voltage/pollution severity	6/3/III/ I	6/3/III/ I	6/3/III/ I	6/3/III/ I	8/3/III/ I	8/3/III/ I
绝缘材料/阻燃等级根据标准UL94认证 Insulating material/ul94flammability rating ofinsulation material	PA66/V0	PA66/V0	PA66/V0	PA66/V0	PA66/V0	PA66/V0
剥线长度(mm)Wire striping length	8-10		8-10		8-10	
订购数据 Ordering data	型号	标准包装数	型号	标准包装数	型号	标准包装数
	WD6-1.5/4	50	WD6-1.5/2/2	50	WD6-2.5	100
	WD6-1.5/4蓝色	50	WD6-1.5/2/2蓝色	50	WD6-2.5蓝色	100
	WD6-1.5/4橙色	50	WD6-1.5/2/2橙色	50	WD6-2.5橙色	100
附件						
挡板 End-and intermediate	D-WD6-1.5/4	100	D-WD6-1.5/2/2	100	D-WD6-2.5	100
	D-WD6-1.5/4橙色	100	D-WD6-1.5/2/2橙色	100	D-WD6-2.5橙色	100
插拔式桥接件 Plug-in bridge	FBS2-3.5	50	FBS2-3.5	50	FBS2-5	50
	FBS3-3.5	50	FBS3-3.5	50	FBS3-5	50
	FBS5-3. 5	50	FBS5-3. 5	50	FBS5-5	50
	FBS10-3.5	50	FBS10-3.5	50	FBS10-5	50
标记条 Zack marker strip	ZB3 横	100	ZB3 横	100	ZB5 横	100
	ZB3 竖	100	ZB3 竖	100	ZB5 竖	100
	ZB3 空白	100	ZB3 空白	100	ZB5 空白	100
固定件 End clamp	E/UK	100	E/UK	100	E/UK	100
螺丝刀 Screwdriver	0.6*2.4		0.6*2.4		0.6*3.5	
导轨 Rail：L1.2-7.5						
基础参数						
尺寸图 Size chart	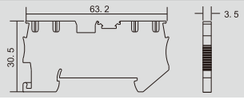		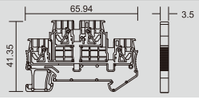		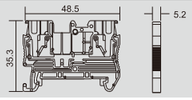	
多种颜色可选 Customized color	常规 定制 定制		常规 定制 定制		常规 定制 定制	

C-04 直插式弹簧接线端子

2.5mm²

WD6-2.5/3	
IEC	UL
24	20
800	600
0.3–2.5	AWG24–14
8/3/III/ I	8/3/III/ I
PA66/V0	PA66/V0
8–10	

型号	标准包装数
WD6–2.5/3 ●	50
WD6–2.5/3蓝色 ●	50
WD6–2.5/3橙色 ●	50
D–WD6–2.5/3 ●	100
D–WD6–2.5/3橙色 ●	100
FBS2–5	50
FBS3–5	50
FBS5–5	50
FBS10–5	50
ZB5 横	100
ZB5 竖	100
ZB5 空白	100
E/UK	100

0.6*3.5

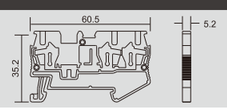

● 常规
● 定制
● 定制

2.5mm²



WD6-2.5/4	
IEC	UL
24	20
800	600
0.3–2.5	AWG24–14
8/3/III/ I	8/3/III/ I
PA66/V0	PA66/V0
8–10	

型号	标准包装数
WD6–2.5/4 ●	50
WD6–2.5/4蓝色 ●	50
WD6–2.5/4橙色 ●	50
D–WD6–2.5/4 ●	100
D–WD6–2.5/4橙色 ●	100
FBS2–5	50
FBS3–5	50
FBS5–5	50
FBS10–5	50
ZB5 横	100
ZB5 竖	100
ZB5 空白	100
E/UK	100

0.6*3.5

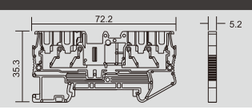

● 常规
● 定制
● 定制

4mm²



WD6-4	
IEC	UL
32	30
800	600
0.5–4	AWG22–12
8/3/III/ I	6/3/III/ I
PA66/V0	PA66/V0
10	

型号	标准包装数
WD6–4 ●	50
WD6–4蓝色 ●	50
WD6–4橙色 ●	50
D–WD6–4 ●	100
D–WD6–4橙色 ●	100
FBS2–6	50
FBS3–6	50
FBS5–6	50
FBS10–6	50
ZB6 横	100
ZB6 竖	100
ZB6 空白	100
E/UK	100

0.6*3.5

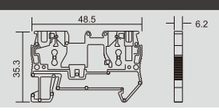

● 常规
● 定制
● 定制

C-04 直插式弹簧接线端子

6mm²



WD6-6	
IEC	UL
41	40
800	600
0.5–6	AWG22–10
8/3/III/ I	8/3/III/ I
PA66/V0	PA66/V0
12	

型号	标准包装数
WD6–6 ●	50
WD6–6蓝色 ●	50
WD6–6橙色 ●	50
D–WD6–6 ●	100
D–WD6–6橙色 ●	100
FBS2–8	50
FBS3–8	50
FBS10–8	50
ZB8 横	100
ZB8 竖	100
ZB8 空白	100
E/UK	100

0.4*3.5

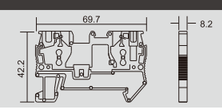

● 常规
● 定制
● 定制

2.5mm²

WD6-2.5/2/2	
IEC	UL
24	20
500	300
0.3–2.5	AWG24–14
8/3/III/ I	8/3/III/ I
PA66/V0	PA66/V0
8–10	

型号	标准包装数
WD6–2.5/2/2 ●	50
WD6–2.5/2/2蓝色 ●	50
WD6–2.5/2/2橙色 ●	50
D–WD6-2.5/2/2 ●	100
D–WD6-2.5/2/2橙色 ●	100
FBS2–5	50
FBS3–5	50
FBS5–5	50
FBS10–5	50
ZB5F 横	100
ZB5F 竖	100
ZB5F 空白	100
E/UK	100

0.6*3.5

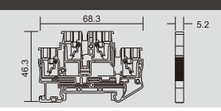

● 常规
● 定制
● 定制

2.5mm²

WD6–2.5/2/2–DIO 二极管端子	
IEC	UL
24	20
500	300
0.3–2.5	AWG24–14
8/3/III/ I	8/3/III/ I
PA66/V0	PA66/V0
8–10	

型号	标准包装数
WD6–2.5/2/2–DIO ●	50
WD6–2.5/2/2–DIO蓝色 ●	50
WD6–2.5/2/2–DIO橙色 ●	50
D-WD6-2.5/2/2 ●	100
D–WD6-2.5/2/2橙色 ●	100
FBS2–5	50
FBS3–5	50
FBS5–5	50
FBS10–5	50
ZB5F 横	100
ZB5F 竖	100
ZB5F 空白	100
E/UK	100

0.6*3.5

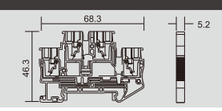

● 常规
● 定制
● 定制

C-04 直插式弹簧接线端子

2.5mm²

WD6-2.5PE	
IEC	UL
–	–
–	–
0.3–2.5	AWG24–14
8/3/III/ I	8/3/III/ I
PA66/V0	PA66/V0
8–10	
型号	标准包装数
WD6–2.5–PE	100
D–WD6–2.5	100
D–WD6–2.5橙色	100
ZB5 横	100
ZB5 竖	100
ZB5 空白	100
E/UK	100
0.6*3.5	
48.5 / 35.3 / 5.2	
常规	

2.5mm²

WD6-2.5/3PE	
IEC	UL
–	–
–	–
0.3–2.5	AWG24–14
8/3/III/ I	8/3/III/ I
PA66/V0	PA66/V0
8–10	
型号	标准包装数
WD6–2.5/3–PE	50
D–WD6–2.5/3	100
D–WD6–2.5/3橙色	100
ZB5 横	100
ZB5 竖	100
ZB5 空白	100
E/UK	100
0.6*3.5	
60.5 / 35.3 / 5.2	
常规	

2.5mm²

WD6-2.5/4PE	
IEC	UL
–	–
–	–
0.3–2.5	AWG24–14
8/3/III/ I	8/3/III/ I
PA66/V0	PA66/V0
8–10	
型号	标准包装数
WD6–2.5/4–PE	50
D–WD6–2.5/4	100
D–WD6–2.5/4橙色	100
ZB5 横	100
ZB5 竖	100
ZB5 空白	100
E/UK	100
0.6*3.5	
72.5 / 35.3 / 5.2	
常规	

C-04 直插式弹簧接线端子

4mm²

WD6-4PE	
IEC	UL
–	–
–	–
0.5–4	AWG22–12
8/3/III/ I	8/3/III/ I
PA66/V0	PA66/V0
10	
型号	标准包装数
WD6–4PE	50
D–WD6–4	100
D–WD6–4橙色	100
ZB6 横	100
ZB6 竖	100
ZB6 空白	100
E/UK	100
0.6*3.5	
56.5 / 35.3 / 6.2	
常规	

6mm²

WD6-6PE	
IEC	UL
–	–
–	–
0.5–6	AWG24–10
8/3/III/ I	8/3/III/ I
PA66/V0	PA66/V0
12	
型号	标准包装数
WD6–6PE	50
D–WD6–6	100
D–WD6–6橙色	100
ZB8 横	100
ZB8 竖	100
ZB8 空白	100
E/UK	100
0.6*3.5	
69.7 / 42.2 / 8.2	
常规	

2.5mm²



WD6-2.5/2/2PE	
IEC	UL
–	–
–	–
0.2–2.5	AWG24–14
8/3/III/ I	8/3/III/ I
PA66/V0	PA66/V0
8–10	
型号	标准包装数
WD6–2.5/2/2PE	50
D–WD6–2.5/2/2	100
D–WD6–2.5/2/2橙色	100
ZB5F 横	100
ZB5F 竖	100
ZB5F 空白	100
E/UK	100
0.6*3.5	
68.3 / 46.3 / 5.2	
常规	

C-05 回拉式弹簧接线端子

WD5系列

主打款





主要参数	WD5-1.5 (1.5mm²)		WD5-1.5/3 (1.5mm²)	
技术参数 Technical data	IEC	UL	IEC	UL
额定电流（A）Rated current	17.5	15	17.5	15
额定电压（V）Rated voltage	500	300	500	300
额定截面积 Rated cross-section	0.2–1.5	AWG26–14	0.2–1.5	AWG26–14
额定冲击电压(KV)/污染等级/过压等级/材料级别 Rated impulse withstand voltage/pollution severity	8/3/III/ I	8/3/III/ I	8/3/III/ I	8/3/III/ I
绝缘材料/阻燃等级根据标准UL94认证 Insulating material/ul94flammability rating ofinsulation material	PA66/V0	PA66/V0	PA66/V0	PA66/V0
剥线长度(mm)Wire striping length	8–10		8–10	

	型号	标准包装数	型号	标准包装数
订购数据 Ordering data	WD5–1.5	100	WD5–1.5/3	100
	WD5–1.5蓝色	100	WD5–1.5/3蓝色	100
	WD5–1.5橙色	100	WD5–1.5/3橙色	100

附件				
挡板 End–and intermediate	D–WD5–1.5/2.5	100	D–WD5–1.5/2.5/3	100
	D–WD5–1.5/2.5橙色	100	D–WD5–1.5/2.5/3橙色	100
插拔式桥接件 Plug–in bridge	FBS2–4	50	FBS2–4	50
	FBS3–4	50	FBS3–4	50
	FBS10–4	50	FBS10–4	50
标记条 Zack marker strip 横 竖	ZB4 横	100	ZB4 横	100
	ZB4 竖	100	ZB4 竖	100
	ZB4 空白	100	ZB4 空白	100
固定件 End clamp	E/UK	100	E/UK	100
螺丝刀 Screwdriver	0.4*2.5		0.4*2.5	
导轨 Rail：L1.2–7.5				

基础参数		
尺寸图 Size chart	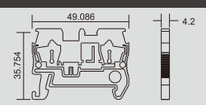	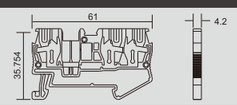
多种颜色可选 Customized color	常规 定制 定制	常规 定制 定制

C-05 回拉式弹簧接线端子





	WD5-1.5/4 (1.5mm²)		WD5-2.5 (2.5mm²)		WD5-2.5/3 (2.5mm²)	
	IEC	UL	IEC	UL	IEC	UL
	17.5	15	24	20	24	20
	500	300	800	600	800	600
	0.2–1.5	AWG26–14	0.2–2.5	AWG28–12	0.2–2.5	AWG28–12
	8/3/III/ I	8/3/III/ I	8/3/III/ I	8/3/III/ I	8/3/III/ I	8/3/III/ I
	PA66/V0	PA66/V0	PA66/V0	PA66/V0	PA66/V0	PA66/V0
	8–10		8–10		8–10	

	型号	标准包装数	型号	标准包装数	型号	标准包装数
订购数据 Ordering data	WD5–1.5/4	50	WD5–2.5	100	WD5–2.5/3	50
	WD5–1.5/4蓝色	50	WD5–2.5蓝色	100	WD5–2.5/3蓝色	50
	WD5–1.5/4橙色	50	WD5–2.5橙色	100	WD5–2.5/3橙色	50

附件						
挡板 End–and intermediate	D–WD5–1.5/2.5/4	100	D–WD5–1.5/2.5	100	D–WD5–1.5/2.5/3	100
	D–WD5–1.5/2.5/4橙色	100	D–WD5–1.5/2.5橙色	100	D–WD5–1.5/2.5/3橙色	100
插拔式桥接件 Plug–in bridge	FBS2–4	50	FBS2–5	50	FBS2–5	50
	FBS3–4	50	FBS3–5	50	FBS3–5	50
	FBS10–4	50	FBS5–5	50	FBS5–5	50
		50	FBS10–5	50	FBS10–5	50
标记条 Zack marker strip 横 竖	ZB4 横	100	ZB5 横	100	ZB5 横	100
	ZB4 竖	100	ZB5 竖	100	ZB5 竖	100
	ZB4 空白	100	ZB5 空白	100	ZB5 空白	100
固定件 End clamp	E/UK	100	E/UK	100	E/UK	100
螺丝刀 Screwdriver	0.4*2.5		0.6*3.5		0.6*3.5	
导轨 Rail：L1.2–7.5						

基础参数				
尺寸图 Size chart	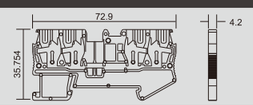	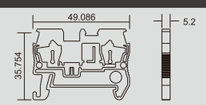	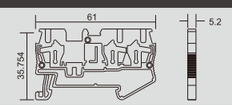
多种颜色可选 Customized color	常规 定制 定制	常规 定制 定制	常规 定制 定制

C-05 回拉式弹簧接线端子

WD5系列

主打款

主要参数	WD5-2.5/4 (2.5mm²)		WD5-4 (4mm²)	
技术参数 Technical data	IEC	UL	IEC	UL
额定电流（A）Rated current	24	20	32	30
额定电压（V）Rated voltage	800	600	800	600
额定截面积 Rated cross-section	0.2-2.5	AWG28-12	0.2-4	AWG28-10
额定冲击电压(KV)/污染等级/过压等级/材料级别 Rated impulse withstand voltage/pollution severity	8/3/III/ I	8/3/III/ I	8/3/III/ I	8/3/III/ I
绝缘材料/阻燃等级根据标准UL94认证 Insulating material/ul94flammability rating ofinsulation material	PA66/V0	PA66/V0	PA66/V0	PA66/V0
剥线长度(mm)Wire striping length	8-10		8-10	
订购数据 Ordering data	型号	标准包装数	型号	标准包装数
	WD5-2.5/4 ●	50	WD5-4 ●	50
	WD5-2.5/4蓝色 ●	50	WD5-4蓝色 ●	50
	WD5-2.5/4橙色 ●	50	WD5-4橙色 ●	50
附件				
挡板 End-and intermediate	D-WD5-1.5/2.5/4 ●	100	D-WD5-4 ●	100
	D-WD5-1.5/2.5/4橙色 ●	100	D-WD5-4橙色 ●	100
插拔式桥接件 Plug-in bridge	FBS2-5	50	FBS2-6	50
	FBS3-5	50	FBS3-6	50
	FBS5-5	50	FBS5-6	50
	FBS10-5	50	FBS10-6	50
标记条 Zack marker strip 横	ZB5 横	100	ZB6 横	100
竖	ZB5 竖	100	ZB6 竖	100
	ZB5 空白	100	ZB6 空白	100
固定件 End clamp	E/UK	100	E/UK	100
螺丝刀 Screwdriver	0.6*3.5		0.6*3.5	
导轨 Rail：L1.2-7.5				
基础参数				
尺寸图 Size chart	72.9 / 5.2 / 35.754		56.5 / 6.2 / 35.82	
多种颜色可选 Customized color	● 常规 ● 定制 ● 定制		● 常规 ● 定制 ● 定制	

C-05 回拉式弹簧接线端子

	WD5-4/3 (4mm²)		WD5-4/4 (4mm²)		WD5-6 (6mm²)	
技术参数 Technical data	IEC	UL	IEC	UL	IEC	UL
额定电流（A）Rated current	32	30	32	30	41	35
额定电压（V）Rated voltage	800	600	800	600	800	600
额定截面积 Rated cross-section	0.2-4	AWG28-10	0.2-4	AWG28-10	0.5-6	AWG24-8
额定冲击电压(KV)/污染等级/过压等级/材料级别 Rated impulse withstand voltage/pollution severity	8/3/III/ I	8/3/III/ I	8/3/III/ I	8/3/III/ I	8/3/III/ I	8/3/III/ I
绝缘材料/阻燃等级根据标准UL94认证 Insulating material/ul94flammability rating ofinsulation material	PA66/V0	PA66/V0	PA66/V0	PA66/V0	PA66/V0	PA66/V0
剥线长度(mm)Wire striping length	8-10		8-10		12	
订购数据 Ordering data	型号	标准包装数	型号	标准包装数	型号	标准包装数
	WD5-4/3 ●	50	WD5-4/4 ●	50	WD5-6 ●	50
	WD5-4/3蓝色 ●	50	WD5-4/4蓝色 ●	50	WD5-6蓝色 ●	50
	WD5-4/3橙色 ●	50	WD5-4/4橙色 ●	50	WD5-6橙色 ●	50
附件						
挡板 End-and intermediate	D-WD5-4/3 ●	100	D-WD5-4/4 ●	100	D-WD5-6 ●	100
	D-WD5-4/3橙色 ●	100	D-WD5-4/4橙色 ●	100	D-WD5-6橙色 ●	100
插拔式桥接件 Plug-in bridge	FBS2-6	50	FBS2-6	50	FBS2-8	50
	FBS3-6	50	FBS3-6	50	FBS3-8	50
	FBS5-6	50	FBS5-6	50	FBS10-8	50
	FBS10-6	50	FBS10-6	50		
标记条 Zack marker strip 横	ZB6 横	100	ZB6 横	100	ZB8 横	100
竖	ZB6 竖	100	ZB6 竖	100	ZB8 竖	100
	ZB6 空白	100	ZB6 空白	100	ZB8 空白	100
固定件 End clamp	E/UK	100	E/UK	100	E/UK	100
螺丝刀 Screwdriver	0.6*3.5		0.6*3.5		0.8*4. 0	
导轨 Rail：L1.2-7.5						
基础参数						
尺寸图 Size chart	72.1 / 6.2 / 35.82		87.7 / 6.2 / 35.861		69.7 / 8.2 / 42.5	
多种颜色可选 Customized color	● 常规 ● 定制 ● 定制		● 常规 ● 定制 ● 定制		● 常规 ● 定制 ● 定制	

C-05 回拉式弹簧接线端子

WD5系列

主打款

主要参数	WD5-6/3 (6mm²)		WD5-10 (10mm²)	
技术参数 Technical data	IEC	UL	IEC	UL
额定电流（A）Rated current	41	30	57	50
额定电压（V）Rated voltage	800	600	800	600
额定截面积 Rated cross-section	0.5-6	AWG24-8	1.5-10	AWG16-6
额定冲击电压(KV)/污染等级/过压等级/材料级别 Rated impulse withstand voltage/pollution severity	8/3/III/ I	8/3/III/ I	8/3/III/ I	8/3/III/ I
绝缘材料/阻燃等级根据标准UL94认证 Insulating material/ul94flammability rating ofinsulation material	PA66/V0	PA66/V0	PA66/V0	PA66/V0
剥线长度(mm)Wire striping length	12		18	

	型号	标准包装数	型号	标准包装数
订购数据 Ordering data	WD5-6/3 ●	30	WD5-10 ●	40
	WD5-6/3蓝色 ●	30	WD5-10蓝色 ●	40
	WD5-6/3橙色 ●	30	WD5-10橙色 ●	40

附件				
挡板 End-and intermediate	D-WD5-6/3 ●	50	D-WD5-10 ●	50
	D-WD5-6/3橙色 ●	50	D-WD5-10橙色 ●	50
插拔式桥接件 Plug-in bridge	FBS2-8	50	FBS2-10	50
	FBS3-8	50		
	FBS5-8	50		
	FBS10-8	50		
标记条 Zack marker strip 横 竖	ZB8 横	100	ZB10 横	100
	ZB8 竖	100	ZB10 竖	100
	ZB8 空白	100	ZB10 空白	100
固定件 End clamp	E/UK	100	E/UK	100
螺丝刀 Screwdriver	0.8*4		1.0*5.5	
导轨 Rail：L1.2-7.5				

基础参数		
尺寸图 Size chart	91.3 / 8.2 / 42.8	71.8 / 10.2 / 49.6
多种颜色可选 Customized color	● 常规 ● 定制 ● 定制	● 常规 ● 定制 ● 定制

C-05 回拉式弹簧接线端子

	WD5-10/3 (10mm²)		WD5-16 (16mm²)		WD5-35 (35mm²)	
技术参数 Technical data	IEC	UL	IEC	UL	IEC	UL
额定电流（A）Rated current	57	50	76	65	125	115
额定电压（V）Rated voltage	800	600	800	600	800	600
额定截面积 Rated cross-section	1.5-10	AWG16-6	1.5-16	AWG16-4	2.5-35	AWG14-2
额定冲击电压(KV)/污染等级/过压等级/材料级别 Rated impulse withstand voltage/pollution severity	8/3/III/ I	8/3/III/ I	8/3/III/ I	8/3/III/ I	8/3/III/ I	8/3/III/ I
绝缘材料/阻燃等级根据标准UL94认证 Insulating material/ul94flammability rating ofinsulation material	PA66/V0	PA66/V0	PA66/V0	PA66/V0	PA66/V0	PA66/V0
剥线长度(mm)Wire striping length	8-10		12		12	

	型号	标准包装数	型号	标准包装数	型号	标准包装数
订购数据 Ordering data	WD5-10/3 ●	25	WD5-16 ●	20	WD5-35 ●	15
	WD5-10/3蓝色 ●	25	WD5-16蓝色 ●	20	WD5-35蓝色 ●	15
	WD5-10/3橙色 ●	25	WD5-16橙色 ●	20	WD5-35橙色 ●	15

附件						
挡板 End-and intermediate	D-WD5-10/3 ●	50	D-WD5-16 ●	50	自带挡板	
	D-WD5-10/3橙色 ●	50	D-WD5-16橙色 ●	50	自带挡板	
插拔式桥接件 Plug-in bridge	FBS2-10	50	–		–	
标记条 Zack marker strip 横 竖	ZB10 横	100	ZB10 横	100	ZB10 横	100
	ZB10 竖	100	ZB10 竖	100	ZB10 竖	100
	ZB10 空白	100	ZB10 空白	100	ZB10 空白	100
固定件 End clamp	E/UK	100	E/UK	100	E/UK	100
螺丝刀 Screwdriver	1.0*5.5		1.5*5.5		1.5*5.5	
导轨 Rail：L1.2-7.5						

基础参数				
尺寸图 Size chart	95.4 / 10.2 / 42.8	81.3 / 12.2 / 51.3	100.5 / 16 / 59.2
多种颜色可选 Customized color	● 常规 ● 定制 ● 定制	● 常规 ● 定制 ● 定制	● 常规 ● 定制 ● 定制

C-05 回拉式弹簧接线端子

WD5系列

主打款





主要参数	WD5-1.5/2/2		WD5-2.5/2/2	
技术参数 Technical data	IEC	UL	IEC	UL
额定电流（A）Rated current	17.5	15	22	20
额定电压（V）Rated voltage	440	300	500	300
额定截面积 Rated cross-section	0.2-1.5	AWG26-14	0.2-2.5	AWG28-12
额定冲击电压(KV)/污染等级/过压等级/材料级别 Rated impulse withstand voltage/pollution severity	6/3/III/ I	6/3/III/ I	6/3/III/ I	6/3/III/ I
绝缘材料/阻燃等级根据标准UL94认证 Insulating material/ul94flammability rating ofinsulation material	PA66/V0	PA66/V0	PA66/V0	PA66/V0
剥线长度(mm)Wire striping length	8-10		8-10	
订购数据 Ordering data	型号	标准包装数	型号	标准包装数
	WD5-1.5/2/2 ●	60	WD5-2.5/2/2 ●	50
	WD5-1.5/2/2蓝色 ●	60	WD5-2.5/2/2蓝色 ●	50
	WD5-1.5/2/2橙色 ●	60	WD5-2.5/2/2橙色 ●	50
附件				
挡板 End-and intermediate	D-WD5-2.5/2/2 ●	100	D-WD5-2.5/2/2 ●	100
	D-WD5-2.5/2/2橙色 ●	100	D-WD5-2.5/2/2橙色 ●	100
插拔式桥接件 Plug-in bridge	FBS2-4	50	FBS2-5	50
	FBS3-4	50	FBS3-5	50
	FBS10-4	50	FBS5-5	50
			FBS10-5	50
标记条 Zack marker strip 横 竖	–		ZB5F 横	100
	–		ZB5F 竖	100
	–		ZB5F 空白	100
固定件 End clamp	E/UK	100	E/UK	100
螺丝刀 Screwdriver	0.4*2.5		0.6*3.5	
导轨 Rail：L1.2-7.5				
基础参数				
尺寸图 Size chart	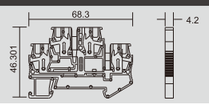		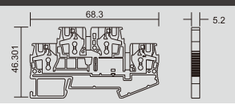	
多种颜色可选 Customized color	● 常规 ● 定制 ● 定制		● 常规 ● 定制 ● 定制	

C-05 回拉式弹簧接线端子







	WD5-4/2/2		WD5-2.5/2/2-PV		WD5-2.5/2/2-DIO 二极管端子	
	IEC	UL	IEC	UL	IEC	UL
	30	30	17.5	15	由二级管限定	15
	500	300	500	300	500	300
	0.2-4	AWG28-10	0.2-2.5	AWG28-12	0.2-2.5	AWG28-12
	8/3/III/ I	8/3/III/ I	6/3/III/ I	6/3/III/ I	8/3/III/ I	8/3/III/ I
	PA66/V0	PA66/V0	PA66/V0	PA66/V0	PA66/V0	PA66/V0
	8-10		8-10		8-10	
订购数据 Ordering data	型号	标准包装数	型号	标准包装数	型号	标准包装数
	WD5-4/2/2 ●	50	WD5-2.5/2/2-PV ●	50	WD5-2.5/2/2-DIO ●	50
	WD5-4/2/2蓝色 ●	50	WD5-2.5/2/2-PV蓝色 ●	50	WD5-2.5/2/2-DIO蓝色 ●	50
	WD5-4/2/2橙色 ●	50	WD5-2.5/2/2-PV橙色 ●	50	WD5-2.5/2/2-DIO橙色 ●	50
附件						
挡板 End-and intermediate	D-WD5-4/2/2 ●	100	D-WD5-2.5/2/2 ●	100	D-WD5-2.5/2/2 ●	100
	D-WD5-4/2/2橙色 ●	100	D-WD5-2.5/2/2橙色 ●	100	D-WD5-2.5/2/2橙色 ●	100
插拔式桥接件 Plug-in bridge	FBS2-6	50	FBS2-5	50	FBS2-5	50
	FBS3-6	50	FBS3-5	50	FBS3-5	50
	FBS5-6	50	FBS5-5	50	FBS5-5	50
	FBS10-6	50	FBS10-5	50	FBS10-5	50
标记条 Zack marker strip 横 竖	–		ZB5F 横	100	ZB5F 横	100
	–		ZB5F 竖	100	ZB5F 竖	100
	–		ZB5F 空白	100	ZB5F 空白	100
固定件 End clamp	E/UK	100	E/UK	100	E/UK	100
螺丝刀 Screwdriver	0.6*3.5		0.6*3.5		0.6*3.5	
导轨 Rail：L1.2-7.5						
基础参数						
尺寸图 Size chart	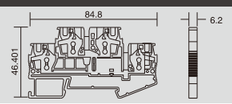		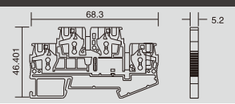		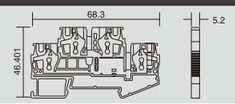	
多种颜色可选 Customized color	● 常规 ● 定制 ● 定制		● 常规 ● 定制 ● 定制		● 常规 ● 定制 ● 定制	

C-05 回拉式弹簧接线端子

WD5系列

主打款



主要参数	WD5-2.5/2/3		WD5-2.5/2/3-PV	
技术参数 Technical data	IEC	UL	IEC	UL
额定电流（A）Rated current	24	–	24	–
额定电压（V）Rated voltage	500	–	500	–
额定截面积 Rated cross-section	0.2–2.5	AWG28–12	0.2–2.5	AWG28–12
额定冲击电压(KV)/污染等级/过压等级/材料级别 Rated impulse withstand voltage/pollution severity	8/3/III/ I	8//3/III/ I	6/3/III/ I	6/3/III/ I
绝缘材料/阻燃等级根据标准UL94认证 Insulating material/ul94flammability rating ofinsulation material	PA66/V0	PA66/V0	PA66/V0	PA66/V0
剥线长度(mm)Wire striping length				

	型号	标准包装数	型号	标准包装数
订购数据 Ordering data	WD5–2.5/2/3 ●	25	WD5–2.5/2/3–PV ●	25
	WD5–2.5/2/3蓝色 ●	25	WD5–2.5/2/3–PV蓝色 ●	25
	WD5–2.5/2/3橙色 ●	25	WD5–2.5/2/3–PV橙色 ●	25

附件				
挡板 End–and intermediate	D–WD5–2.5/2/3 ●	100	D–WD5–2.5/2/3 ●	100
	D–WD5–2.5/2/3橙色 ●	100	D–WD5–2.5/2/3橙色 ●	100
插拔式桥接件 Plug–in bridge	FBS2–5	50	FBS2–5	50
	FBS3–5	50	FBS3–5	50
	FBS5–5	50	FBS5–5	50
	FBS10–5	50	FBS10–5	50
标记条 Zack marker strip 横 竖	ZB5F 横	100	ZB5F 横	100
	ZB5F 竖	100	ZB5F 竖	100
	ZB5F 空白	100	ZB5F 空白	100
固定件 End clamp	E/UK	100	E/UK	100
螺丝刀 Screwdriver	0.6*3.5		0.6*3.5	
导轨 Rail：L1.2–7.5				

基础参数		
尺寸图 Size chart		
多种颜色可选 Customized color	● 常规 ● 定制 ● 定制	● 常规 ● 定制 ● 定制

C-05 回拉式弹簧接线端子

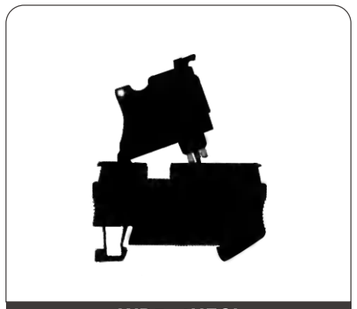

	WD5-2.5/3X		WD5-4HESI	
	IEC	UL	IEC	UL
	24	20	根据保险丝而定	
	800	600	500	300
	0.2–2.5	AWG26–12	0.2–4	AWG28–10
	8/3/III/ I	8/3/III/ I	8/3/III/ I	–
	PA66/V0	PA66/V0	PA66/V0	–

	型号	标准包装数	型号	标准包装数
	WD5–2.5/3X ●	80	WD5–4HESI	50
	WD5–2.5/3X蓝色 ●	80		
	WD5–2.5/3X橙色 ●	80		

	D–WD5–2.5/3X ●	100	–	
	D–WD5–2.5/3X橙色 ●	100	–	
	FBS2–5	50	FBS2–6	50
	FBS3–5	50	FBS3–6	50
	FBS5–5	50	FBS5–6	50
	FBS10–5	50	FBS10–6	50
	ZB5F 横	100		
	ZB5F 竖	100		
	ZB5F 空白	100		
	E/UK	100	E/UK	100
	0.6*3.5			

	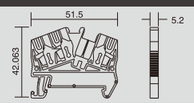	宽度 6.2mm 长度 61.5mm NS 35/7.5高度 62.5mm NS 35/7.5高度 70mm 电路图 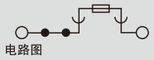
	● 常规 ● 定制 ● 定制	● 常规 ● 定制

C-05 回拉式弹簧接线端子

WD5系列

主打款

主要参数	WD5-1.5PE		WD5-2.5PE	
	1.5mm²		2.5mm²	
技术参数 Technical data	IEC	UL	IEC	UL
额定电流（A）Rated current	–	–	–	–
额定电压（V）Rated voltage	–	–	–	–
额定截面积 Rated cross-section	0.2–1.5	AWG26–14	0.2–2.5	AWG28–10
额定冲击电压(KV)/污染等级/过压等级/材料级别 Rated impulse withstand voltage/pollution severity	8/3/III/ I	8/3/III/ I	8/3/III/ I	8/3/III/ I
绝缘材料/阻燃等级根据标准UL94认证 Insulating material/ul94flammability rating ofinsulation material	PA66/V0	PA66/V0	PA66/V0	PA66/V0
剥线长度(mm)Wire striping length	8–10		8–10	
订购数据 Ordering data	型号	标准包装数	型号	标准包装数
	WD5-1.5PE	100	WD5-2.5PE	100
附件				
挡板 End-and intermediate	D-WD5-1.5/2.5	100	D-WD5-1.5/2.5	100
	D-WD5-1.5/2.5	100	D-WD5-1.5/2.5	100
连接件 Plug-in bridge	–		–	
	–		–	
	–		–	
	–		–	
标记条 Zack marker strip 横	ZB4 横	100	ZB5 横	100
竖	ZB4 竖	100	ZB5 竖	100
	ZB4 空白	100	ZB5 空白	100
固定件 End clamp	E/UK	100	E/UK	100
螺丝刀 Screwdriver	0.4*2.5		0.6*3.5	
导轨 Rail：L1.2–7.5				
基础参数				
尺寸图 Size chart	49.086 / 35.732 / 4.2		49.086 / 35.754 / 5.2	
多种颜色可选 Customized color	常规		常规	

C-05 回拉式弹簧接线端子

	WD5-2.5/3PE		WD5-2.5/4PE		WD5-4PE	
	2.5mm²		2.5mm²		4mm²	
技术参数 Technical data	IEC	UL	IEC	UL	IEC	UL
额定电流（A）Rated current	–	–	–	–	–	–
额定电压（V）Rated voltage	–	–	–	–	–	–
额定截面积 Rated cross-section	0.2–2.5	AWG28–12	0.2–2.5	AWG28–12	0.2–4	AWG28–10
额定冲击电压(KV)/污染等级/过压等级/材料级别 Rated impulse withstand voltage/pollution severity	8/3/III/ I	8/3/III/ I	8/3/III/ I	8/3/III/ I	8/3/III/ I	8/3/III/ I
绝缘材料/阻燃等级根据标准UL94认证 Insulating material/ul94flammability rating ofinsulation material	PA66/V0	PA66/V0	PA66/V0	PA66/V0	PA66/V0	PA66/V0
剥线长度(mm)Wire striping length	8–10		8–10		8–10	
订购数据 Ordering data	型号	标准包装数	型号	标准包装数	型号	标准包装数
	WD5-2.5/3PE	50	WD5-2.5/4PE	50	WD5-4PE	50
附件						
挡板 End-and intermediate	D-WD5-1.5/2.5/3	100	D-WD5-1.5/2.5/4	100	D-WD5-4	100
	D-WD5-1.5/2.5/3	100	D-WD5-1.5/2.5/4 橙色	100	D-WD5-4橙色	100
连接件 Plug-in bridge	–		–		–	
	–		–		–	
	–		–		–	
	–		–		–	
标记条 Zack marker strip 横	ZB5 横	100	ZB5 横	100	ZB6 横	100
竖	ZB5 竖	100	ZB5 竖	100	ZB6 竖	100
	ZB5 空白	100	ZB5 空白	100	ZB6 空白	100
固定件 End clamp	E/UK	100	E/UK	100	E/UK	100
螺丝刀 Screwdriver	0.6*3.5		0.6*3.5		0.6*3.5	
导轨 Rail：L1.2–7.5						
基础参数						
尺寸图 Size chart	61 / 35.754 / 5.2		72.9 / 35.754 / 5.2		56.5 / 35.82 / 6.2	
多种颜色可选 Customized color	常规		常规		常规	



C-05 回拉式弹簧接线端子

4mm²

WD5-4/3PE	
IEC	UL
–	–
–	–
0.2–4	AWG28–10
8/3/III/ I	8/3/III/ I
PA66/V0	PA66/V0
8–10	

型号	标准包装数
WD5–4/3PE	50
D–WD5–4/3	100
D–WD5–4/3橙色	100
–	
–	
–	
–	
ZB6 横	100
ZB6 竖	100
ZB6 空白	100
E/UK	100

0.6*3.5

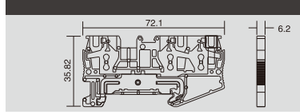

常规

4mm²

WD5-4/4PE	
IEC	UL
–	–
–	–
0.2–4	AWG28–10
8/3/III/ I	8/3/III/ I
PA66/V0	PA66/V0
8–10	

型号	标准包装数
WD5–4/4PE	50
D–WD5–4/4	100
D–WD5–4/4橙色	100
–	
–	
–	
–	
ZB6 横	100
ZB6 竖	100
ZB6 空白	100
E/UK	100

0.6*3.5

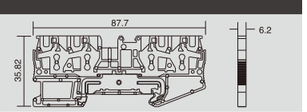

常规

6mm²



WD5–6PE	
IEC	UL
–	–
–	–
1–6	AWG20–8
8/3/III/ I	8/3/III/ I
PA66/V0	PA66/V0
8–10	

型号	标准包装数
WD5–6PE	50
D–WD5–6	100
D–WD5–6橙色	100
–	
–	
–	
–	
ZB8 横	100
ZB8 竖	100
ZB8 空白	100
E/UK	100

0.8*4.0

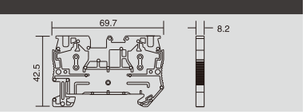

常规

C-05 回拉式弹簧接线端子

6mm²

WD5-6/3PE	
IEC	UL
–	–
–	–
1–6	AWG20–8
8/3/III/ I	8/3/III/ I
PA66/V0	PA66/V0
8–10	

型号	标准包装数
WD5–6/3PE	30
D–WD5–6/3	100
D–WD5–6/3橙色	100
–	
–	
–	
–	
ZB8 横	100
ZB8 竖	100
ZB8 空白	100
E/UK	100

0.8*4.0

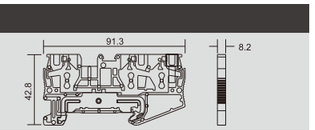

常规

10mm²

WD5-10PE	
IEC	UL
–	–
–	–
1.5–10	AWG16–6
8/3/III/ I	8/3/III/ I
PA66/V0	PA66/V0
8–10	

型号	标准包装数
WD5–10PE	40
D–WD5–10	100
D–WD5–10橙色	100
–	
–	
–	
–	
ZB10 横	100
ZB10 竖	100
ZB10 空白	100
E/UK	100

1.0*5.5

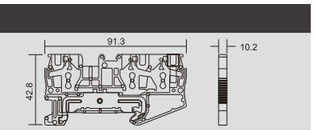

常规

2.5mm²

WD5–2.5/2/2PE	
IEC	UL
–	–
–	–
0.2–2.5	AWG28–12
6/3/III/ I	6/3/III/ I
PA66/V0	PA66/V0
8–10	

型号	标准包装数
WD5–2.5/2/2–PE	50
D–WD5–2.5/2/2	100
D–WD5–2.5/2/2橙色	100
–	
–	
–	
–	
ZB5F 横	100
ZB5F 竖	100
ZB5F 空白	100
E/UK	100

0.6*3.5

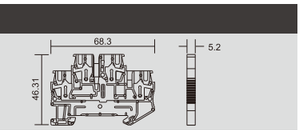

常规

C-06 WD 5系列附件

规格	端子型号	挡板	标记条	连接件	固定件
1.5平方 2通道	WD5–1.5 WD5–1.5PE	D–WD5–1.5/2.5	ZB4	FBS2–4 FBS3–4 FBS10–4	E/UK WD1–B
3通道	WD5–1.5/3 WD5–1.5/3PE	D–WD5–1.5/2.5/3			
4通道	WD5–1.5/4	D–WD5–1.5/2.5/4			
双层	WD5–1.5/2/2	D–WD5–2.5/2/2			
2.5平方 2通道	WD5–2.5 WD5–2.5PE	D–WD5–1.5/2.5	ZB5	FBS2–5 FBS3–5	
3通道	WD5–2.5/3 WD5–2.5/3PE	D–WD5–1.5/2.5/3			
4通道	WD5–2.5/4 WD5–2.5/4PE	D–WD5–1.5/2.5/4			
双层	WD5–2.5/2/2 WD5–2.5/2/2PE WD5–2.5/2/2–PV WD5–2.5/2/2–DIO	D–WD5–2.5/2/2	ZB5F	FBS5–5 FBS10–5	
斜面3通道	WD5–2.5/3X	D–WD5–2.5/3X	ZB5		
4平方 2通道	WD5–4 WD5–4PE	D–WD5–4	ZB6	FBS2–6 FBS3–6 FBS5–6 FBS10–6	
3通道	WD5–4/3 WD5–4/3PE	D–WD5–4/3			
4通道	WD5–4/4 WD5–4/4PE	D–WD5–4/4			
双层	WD5–4/2/2	D–WD5–4/2/2			
6平方 2通道	WD5–6 WD5–6PE	D–WD5–6	ZB8	FBS2–8 FBS3–8 FBS10–8	
6平方 3通道	WD5–6/3 WD5–6/3PE	D–WD5–6/3			
10平方 2通道	WD5–10 WD5–10PE	D–WD5–10	ZB10	FBS2–10	
10平方 3通道	WD5–10/3	D–WD5–10/3			
16平方 2通道	WD5–16	D–WD5–16			
35平方 2通道	WD5–35	侧面封闭不需挡板			

C-07 WSAK系列组合式接线端子

WSAK系列 普通型接线端子				
外形尺寸	WSAK - 2.5EN 普通型接线端子	WSAK - 4EN 普通型接线端子	WSAK - 6EN 普通型接线端子	WSAK - 10EN 普通型接线端子
宽度/厚度/高度(mm)	41/6/42.5	42/6.5/47.5	42/8/47.5	42/10/47.5
螺丝公称直径(mm)	M2.5	M3	M3.5	M4
扭距(Nm)	0.4...0.8	0.5...1.0	0.8- 1.6	2.0...2.4
剥线长度(mm)	10	12	12	12
额定数据				
电压(V)/电流(A)	660V/24A	660V/32A	660V/41A	660V/57A
额定工频耐压	2.5kV	2.5kV	2.5kV	2.5kV
截面(mm^2)	2.5mm^2	4mm^2	6mm^2	10mm^2
夹紧导线范围				
单股导线(mm^2)	0.5...6	0.5...6	0.5...10	1.5...16
多股导线(mm^2)	1.5...4	1.5...6	1.5...10	1.5...16
多股导线(带管状端头)(mm^2)	0.5...2.5	0.5...4	0.5...6	0.5...10
安装轨L 1.2- 7.5				
隔板(厚1.5mm)	SAK - 2.5G	SAK - 4G(6、10)	SAK - 4G(6、10)	SAK - 4G(6、10)
隔片（GP 1 GP 2）	GP 1	GP 1	GP 1	GP 1
联接件	SAK	SAK	SAK	SAK
2路	2.5/2L	4/2L	6/2L	10/2L
3路	2.5/3L	4/3L	6/3L	10/3L
10路	2.5/10L	4/10L	6/10L	10/10L
固定件				
SEK - 2G2	EW /35	EW /35	EW /35	EW /35
电源防护套件 AD 4	AD 4- 2.5	AD 4- 4	AD 4- 6	AD 4- 10
标记号				
空白	ZB3	ZB3	ZB3	ZB3
横向印字	ZB3(横)	ZB3(横)	ZB3(横)	ZB3(横)
竖向印字	ZB3(竖)	ZB3(竖)	ZB3(竖)	ZB3(竖)

C-07 WSAK系列组合式接线端子

WSAK系列
普通型接线端子

外形尺寸	WSAK16EN 普通型接线端子	WSAK - 35EN 普通型接线端子	WSAK - 70EN 大电流型接线端子
宽度/厚度/高度(mm)	50/12/53.5	58/18/63.5	75/22/87
螺丝公称直径(mm)	M4	M6	M6(内六角)
扭距(Nm)	2.0...2.4	2.5...5.0	
剥线长度(mm)	15	20	22
额定数据			
电压(V)/ 电流(A)	660V/76A	660V/125A	800V/192A
额定工频耐压	2.5kV	2.5kV	3.0kV
截面(mm²)	16mm²	35mm²	70mm²
夹紧导线范围			
单股导线(mm²)	2.5...16	6...35	10...70
多股导线(mm²)	2.5...16	10...35	10...70
多股导线(带管状端头)(mm²)	4...16	10...35	10...70
安装轨L1.2 - 7.5			
隔板(厚1.5mm)	SAK - 16G	SAK - 35G	SAK - 70G
隔片（GP1 GP2)	GP1		
联接件	SAK	SAK	SAK
2路	16/2L	35/2L	70/2L
3路	16/3L	35/3L	70/3L
10路	16/10L	35/10L	70/10L
固定件			
SEK - 2G2	EW/35	EW/35	EW/35
熔芯G型 测试插头PS			
空白	ZB3	ZB3	ZB3
横向印字	ZB3(横)	ZB3(横)	ZB3(横)
竖向印字	ZB3(竖)	ZB3(竖)	ZB3(竖)

C-07 WSAK系列组合式接线端子

WSAK系列
双层 试验型 熔断型

外形尺寸	WDK 4Q 双层型接线端子	WDK 4QV 双层互联型接线端子	WWTL - 6/1 试验型接线端子	W- 2. 5RD/ASK 1 熔断型接线端子
宽度/厚度/高度(mm)	55.5/6/56	55.5/6/56	66/8/48 .5	58.5/8.0/43.5
螺丝公称直径(mm)	M3	M3	M3.5	M3
扭距(Nm)	0.5...1.0	0.5...1.0	0.8...1.6	0.5...0.7
剥线长度(mm)	10	10	12	10
额定数据				
电压(V)/电流(A)	500V/32A	500V/32A	500V/41A	660V/6.3A
额定工频耐压	2.5kV	2.5kV	2.5kV	2.5kV
截面(mm²)	4mm²	4mm²	6mm²	4mm²
夹紧导线范围				
单股导线(mm²)	0.5...4	0.5...4	0.5...10	0.5...4
多股导线(mm²)	1.5...4	1.5...4	1.5...10	0.5...4
多股导线(带管状端头)(mm²)	0.5...4	0.5...4	0.5...6	0.5...4
安装轨L 1.2- 7.5				
隔板(厚1.5mm)	KVDK4QVG	KVDK4QVG	KVWTL-6/1G	KV-2.5RD/ASK1G
隔片（GP 1 GP 2)	GP 2	GP 2		
联接件				
2路	4/2- 2/2L	4/2- 2/2L		
3路	4/2- 2/3L	4/2- 2/3L		
10路	4/2- 2/10L	4/2- 2/10L		
固定件				
SEK - 2G2	EW /35	EW /35	EW /35	EW /35
熔芯G型 测试插头PS				
空白	ZB3	ZB3	ZB3	ZB6
横向印字	ZB3(横)	ZB3(横)	ZB3(横)	ZB6(横)
竖向印字	ZB3(竖)	ZB3(竖)	ZB3(竖)	ZB6(竖)